

# Data base OMIB (ULg, L. Wehenkel)

1650MVA

H=5.6s

Xt=87%



400kv system  
V-INFINI : 1.05 (st.dev 0.05 p.u.)

P-UNIT : 700 ... 1300MW

Q-UNIT: -665 ... 990Mvar

X-INFINI=60ohm (st.dev. 6ohm)

PI-LOAD= 100MW (st.dev. 10MW)

V-LOAD : V-INFINI + NOISE (st.dev. 0.01p.u.)

Pu : 1074.0 MW

Vl : 389.4 kv

Xinf : 60.765 ohm

CCT(SBS) : 137.2 ms

Qu : -115.7 Mvar

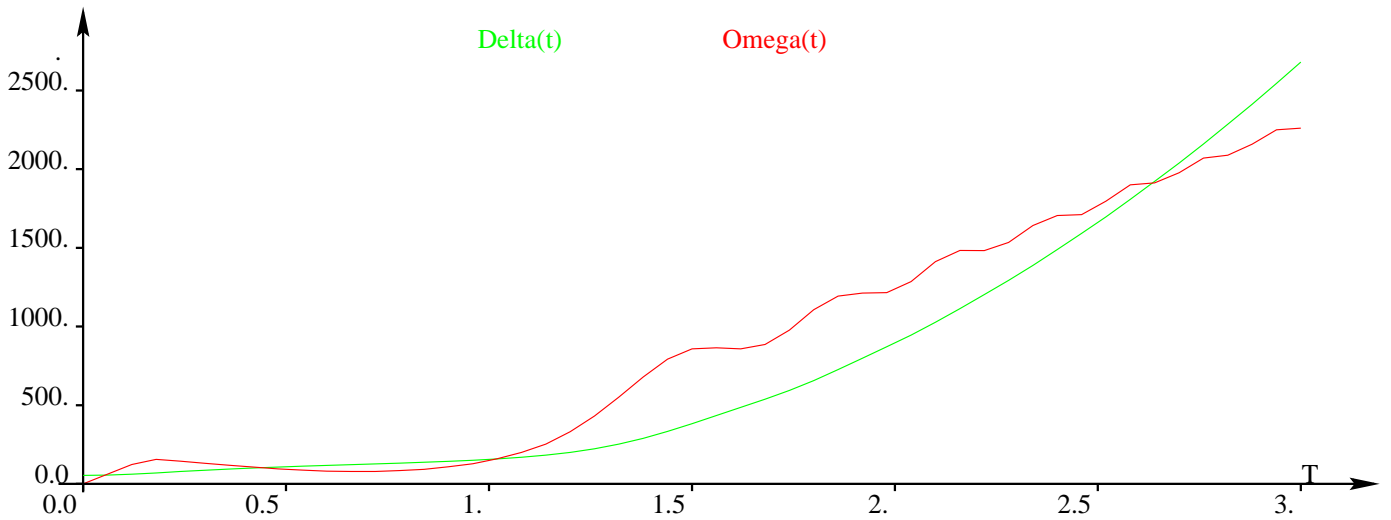
Pl : -116.8 MW

Vinf : 388.43 kv

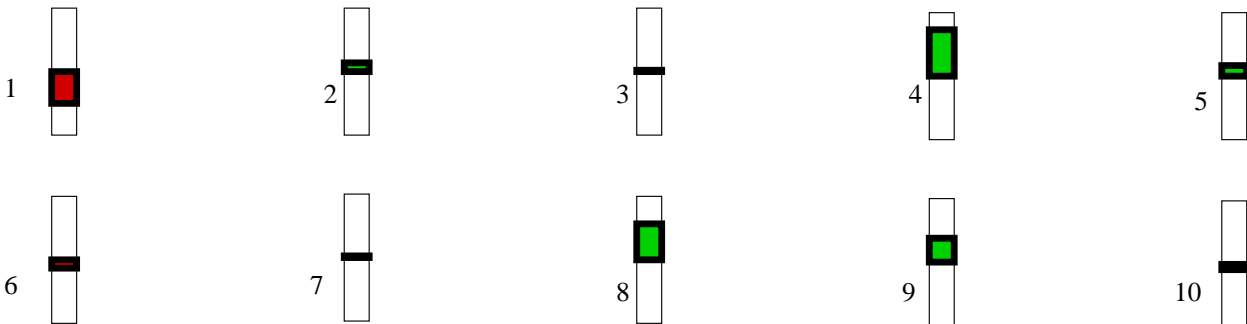
**Ceci est un cas instable**

Path in the DT

DT2 : TOP-NODE, T19, T26, T28, T29, T30, T31, T32, D23, (Conclusion is, SF

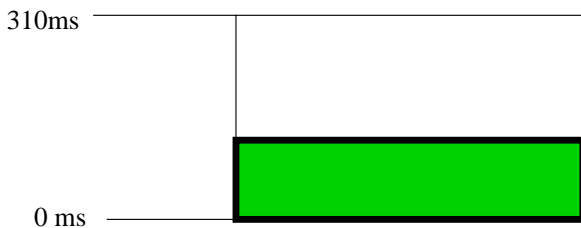


MLP hidden layer activations (between -1 and 1)



MLP output activation 0.15525828

Model output 0.0



OP9945