

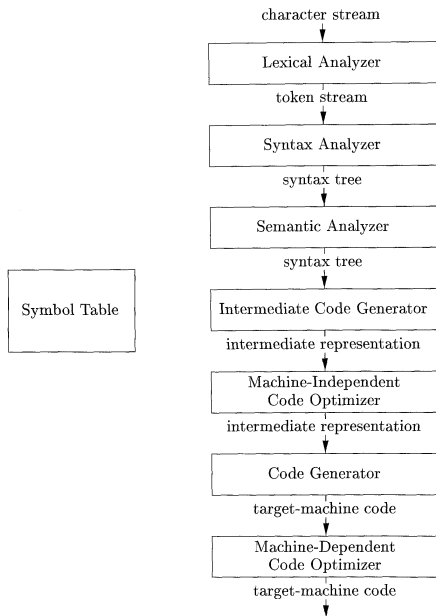
## Partie 3

### Syntax analysis

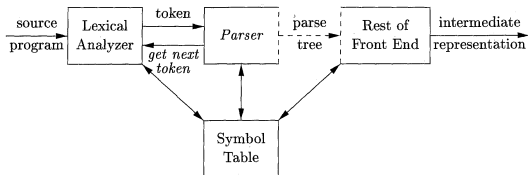
# Outline

1. Introduction
2. Context-free grammar
3. Top-down parsing
4. Bottom-up parsing

# Structure of a compiler



# Syntax analysis



## ■ Goals:

- ▶ recombine the tokens provided by the lexical analysis into a structure (called a *syntax tree*)
- ▶ Reject invalid texts by reporting *syntax errors*.

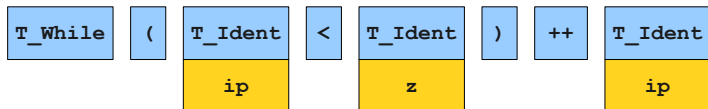
## ■ Like lexical analysis, syntax analysis is based on

- ▶ the definition of valid texts based on some formal languages,
- ▶ the derivation of an algorithm to detect valid words from this language

## ■ Formal language: **context-free grammars**

## ■ Two main algorithm families: Top-down parsing and Bottom-up parsing

# Example

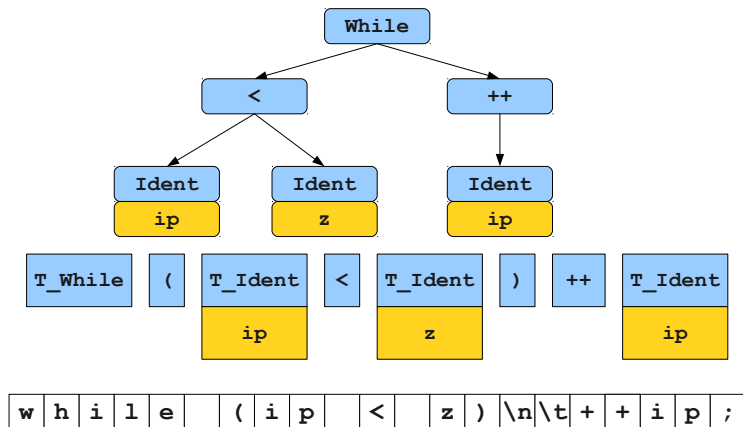


w h i l e ( i p < z ) \n \t + + i p ;

```
while (ip < z)
    ++ip;
```

(Keith Schwarz)

## Example



```
while (ip < z)
    ++ip;
```

(Keith Schwarz)

## Reminder: grammar

- A grammar is a 4-tuple  $G = (V, \Sigma, R, S)$ , where:
  - ▶  $V$  is an alphabet,
  - ▶  $\Sigma \subseteq V$  is the set of **terminal symbols** ( $V - \Sigma$  is the set of **nonterminal symbols**),
  - ▶  $R \subseteq (V^+ \times V^*)$  is a finite set of production rules
  - ▶  $S \in V - \Sigma$  is the **start symbol**.
- Notations:
  - ▶ Nonterminal symbols are represented by uppercase letter:  $A, B, \dots$
  - ▶ Terminal symbols are represented by lowercase letters:  $a, b, \dots$
  - ▶ Start symbol written as  $S$
  - ▶ Empty word:  $\epsilon$
  - ▶ A rule  $(\alpha, \beta) \in R : \alpha \rightarrow \beta$
  - ▶ Rule combination:  $A \rightarrow \alpha | \beta$
- Exemple:  $\Sigma = \{a, b, \epsilon\}$ ,  $V - \Sigma = \{S, R\}$ ,  $R =$

$$S \rightarrow R$$

$$S \rightarrow aSc$$

$$R \rightarrow \epsilon$$

$$R \rightarrow RbR$$

## Reminder: derivation and language

Definitions:

- $v$  can be *derived in one step* from  $u$  by  $G$  (noted  $v \Rightarrow u$ ) iff  $u = xu'y$ ,  $v = xv'y$ , and  $u' \rightarrow v'$
- $v$  can be *derived in several steps* from  $u$  by  $G$  (noted  $v \xRightarrow{*} u$ ) iff  $\exists k \geq 0$  and  $v_0 \dots v_k \in V^+$  such that  $u = v_0$ ,  $v = v_k$ ,  $v_i \Rightarrow v_{i+1}$  for  $0 \leq i < k$
- The *language generated by a grammar*  $G$  is the set of words that can be derived from the start symbol:

$$L = \{w \in \Sigma^* \mid S \xRightarrow{*} w\}$$

Example: derivation of  $aabcc$  from the previous grammar

$$\underline{T} \Rightarrow a\underline{T}c \Rightarrow aa\underline{T}cc \Rightarrow aa\underline{R}cc \Rightarrow aa\underline{R}bRcc \Rightarrow aab\underline{R}cc \Rightarrow aabcc$$



## Reminder: type of grammars

Chomski's grammar hierarchy:

- Type 0: free or unrestricted grammars
- Type 1: context sensitive grammars
  - ▶ productions of the form  $uXw \rightarrow uvw$ , where  $u, v, w$  are arbitrary strings of symbols in  $V$ , with  $v$  non-null, and  $X$  a single nonterminal
- Type 2: context-free grammars (CFG)
  - ▶ productions of the form  $X \rightarrow v$  where  $v$  is an arbitrary string of symbols in  $V$ , and  $X$  a single nonterminal.
- Type 3: regular grammars
  - ▶ Productions of the form  $X \rightarrow a$ ,  $X \rightarrow aY$  or  $X \rightarrow \epsilon$  where  $X$  and  $Y$  are nonterminals and  $a$  is a terminal (equivalent to regular expressions and finite state automata)

# Context-free grammars

- Regular languages are too limited for representing programming languages.
- Examples of languages not representable by a regular expression:
  - ▶  $L = \{a^n b^n \mid n \geq 0\}$
  - ▶ Balanced parentheses  
 $L = \{\epsilon, (), (()), ()(), ((())), (()()) \dots\}$
  - ▶ Scheme programs  
 $L = \{1, 2, 3, \dots, (\text{lambda}(x)(+x1))\}$
- Context-free grammars are typically used for describing programming language syntaxes.
  - ▶ They are sufficient for most language
  - ▶ They lead to efficient parsing algorithms

## Context-free grammars for programming languages

- Nonterminals of the grammars are typically the token derived by the lexical analysis (in bold in rules)
- Divide the language into several syntactic categories (sub-languages)
- Common syntactic categories
  - ▶ Expressions: calculation of values
  - ▶ Statements: express actions that occur in a particular sequence
  - ▶ Declarations: express properties of names used in other parts of the program

$Exp \rightarrow Exp + Exp$

$Exp \rightarrow Exp - Exp$

$Exp \rightarrow Exp * Exp$

$Exp \rightarrow Exp / Exp$

$Exp \rightarrow \mathbf{num}$

$Exp \rightarrow \mathbf{id}$

$Exp \rightarrow (Exp)$

$Stat \rightarrow \mathbf{id} := Exp$

$Stat \rightarrow Stat; Stat$

$Stat \rightarrow \mathbf{if} Exp \mathbf{then} Stat \mathbf{Else} Stat$

$Stat \rightarrow \mathbf{if} Exp \mathbf{then} Stat$

## Derivation for context-free grammar

- Like for a general grammar
- Because there is only one nonterminal in the LHS of each rule, their order of application does not matter
- Two particular derivations
  - ▶ left-most: always expand first the left-most nonterminal (important for parsing)
  - ▶ right-most: always expand first the right-most nonterminal (canonical derivation)
- Examples

$$S \rightarrow aTb|c$$
$$T \rightarrow cSS|S$$
$$w = accacbb$$

Left-most derivation:

$$S \Rightarrow aTb \Rightarrow acSSb \Rightarrow accSb \Rightarrow accaTbb \Rightarrow accaSbb \Rightarrow accacbb$$

Right-most derivation:

$$S \Rightarrow aTb \Rightarrow acSSb \Rightarrow acSaTbb \Rightarrow acSaSbb \Rightarrow acSacbb \Rightarrow accacbb$$

# Parse tree

- A parse tree abstracts the order of application of the rules
  - ▶ Each interior node represents the application of a production
  - ▶ For a rule  $A \rightarrow X_1X_2 \dots X_k$ , the interior node is labeled by  $A$  and the children from left to right by  $X_1, X_2, \dots, X_k$ .
  - ▶ Leaves are labeled by nonterminals or terminals and read from left to right represent a string generated by the grammar
  
- A derivation encodes **how** to produce the input
- A parse tree encodes the **structure** of the input
  
- Syntax analysis = recovering the parse tree from the tokens

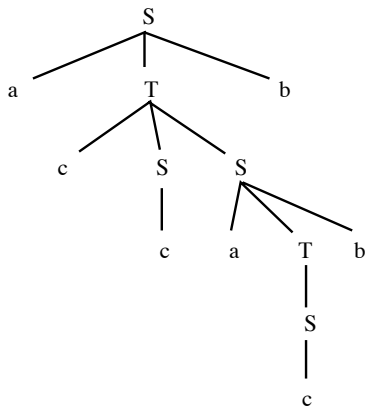
# Parse trees

$$S \rightarrow aTb|c$$
$$T \rightarrow cSS|S$$
$$w = accacbb$$

Left-most derivation:

$$S \Rightarrow aTb \Rightarrow acSSb \Rightarrow accSb \Rightarrow$$
$$accaTbb \Rightarrow accaSbb \Rightarrow accacbb$$

Right-most derivation:

$$S \Rightarrow aTb \Rightarrow acSSb \Rightarrow acSaTbb \Rightarrow$$
$$acSaSbb \Rightarrow acSacbb \Rightarrow accacbb$$


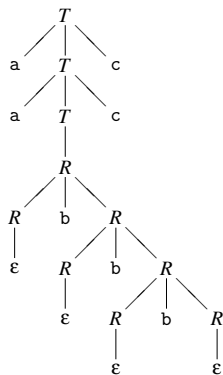
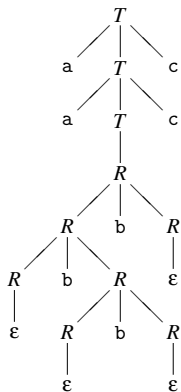
# Parse tree

$T \rightarrow R$

$T \rightarrow aTc$

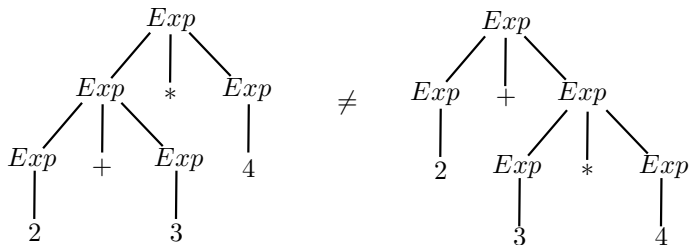
$R \rightarrow \epsilon$

$R \rightarrow RbR$



# Ambiguity

- The order of derivation does not matter but the chosen production rules does
- **Definition:** A CFG is **ambiguous** if there is at least one string with two or more parse trees
- Ambiguity is not problematic when dealing with flat strings. It is when dealing with language semantics





# Detecting and solving Ambiguity

- There is no mechanical way to determine if a grammar is (un)ambiguous (this is an undecidable problem)
- In most practical cases however, it is easy to detect and prove ambiguity.  
E.g., any grammar containing  $N \rightarrow N\alpha N$  is ambiguous (two parse trees for  $N\alpha N\alpha N$ ).
- How to deal with ambiguity?
  - ▶ Modify the grammar to make it unambiguous
  - ▶ Handle these ambiguity in the parsing algorithm
- Two common sources of ambiguity in programming languages
  - ▶ Expression syntax (operator precedences)
  - ▶ Dangling else

# Operator precedence

- This expression grammar is ambiguous

$Exp \rightarrow Exp + Exp$

$Exp \rightarrow Exp - Exp$

$Exp \rightarrow Exp * Exp$

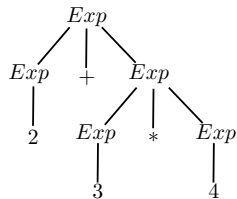
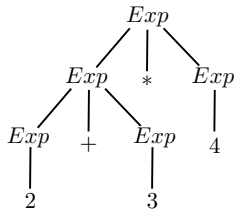
$Exp \rightarrow Exp / Exp$

$Exp \rightarrow \mathbf{num}$

$Exp \rightarrow (Exp)$

(it contains  $N \rightarrow N\alpha N$ )

- Parsing of  $2 + 3 * 4$



# Operator associativity

- Types of operator associativity:
  - ▶ An operator  $\oplus$  is left-associative if  $a \oplus b \oplus c$  must be evaluated from left to right, i.e., as  $(a \oplus b) \oplus c$
  - ▶ An operator  $\oplus$  is right-associative if  $a \oplus b \oplus c$  must be evaluated from right to left, i.e., as  $a \oplus (b \oplus c)$
  - ▶ An operator  $\oplus$  is non-associative if expressions of the form  $a \oplus b \oplus c$  are not allowed
- Examples:
  - ▶  $-$  and  $/$  are typically left-associative
  - ▶  $+$  and  $*$  are mathematically associative (left or right). By convention, we take them left-associative as well
  - ▶ List construction in functional languages is right-associative
  - ▶ Arrows operator in C is right-associative ( $a \rightarrow b \rightarrow c$  is equivalent to  $a \rightarrow (b \rightarrow c)$ )
  - ▶ In Pascal, comparison operators are non-associative (you can not write  $2 < 3 < 4$ )

## Rewriting ambiguous expression grammars

- Let's consider the following ambiguous grammar:

$$E \rightarrow E \oplus E$$

$$E \rightarrow \text{num}$$

- If  $\oplus$  is left-associative, we rewrite it as a **left-recursive** (a recursive reference only to the left). If  $\oplus$  is right-associative, we rewrite it as a **right-recursive** (a recursive reference only to the right).

$\oplus$  left-associative

$$E \rightarrow E \oplus E'$$

$$E \rightarrow E'$$

$$E' \rightarrow \text{num}$$

$\oplus$  right-associative

$$E \rightarrow E' \oplus E$$

$$E \rightarrow E'$$

$$E' \rightarrow \text{num}$$

# Mixing operators of different precedence levels

- Introduce a different nonterminal for each precedence level

## Ambiguous

$Exp \rightarrow Exp + Exp$

$Exp \rightarrow Exp - Exp$

$Exp \rightarrow Exp * Exp$

$Exp \rightarrow Exp / Exp$

$Exp \rightarrow \text{num}$

$Exp \rightarrow (Exp)$

## Non-ambiguous

$Exp \rightarrow Exp + Exp2$

$Exp \rightarrow Exp - Exp2$

$Exp \rightarrow Exp2$

$Exp2 \rightarrow Exp2 * Exp3$

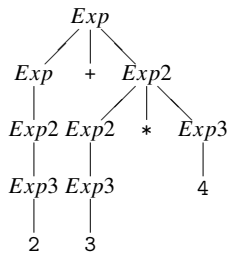
$Exp2 \rightarrow Exp2 / Exp3$

$Exp2 \rightarrow Exp3$

$Exp3 \rightarrow \text{num}$

$Exp3 \rightarrow (Exp)$

## Parse tree for $2 + 3 * 4$



## Dangling else

- Else part of a condition is typically optional

*Stat* → **if** *Exp* **then** *Stat* **Else** *Stat*

*Stat* → **if** *Exp* **then** *Stat*

- How to match `if p then if q then s1 else s2`?
- Convention: `else` matches the closest not previously matched `if`.
- Unambiguous grammar:

*Stat* → *Stat*|*Unmatched*

*Matched* → **if** *Exp* **then** *Matched* **else** *Matched*

*Matched* → "Any other statement"

*Unmatched* → **if** *Exp* **then** *Stat*

*Unmatched* → **if** *Exp* **then** *Matched* **else** *Unmatched*

## End-of-file marker

- Parsers must read not only terminal symbols such as  $+$ ,  $-$ , **num** , but also the end-of-file
- We typically use  $\$$  to represent end of file
- If  $S$  is the start symbol of the grammar, then a new start symbol  $S'$  is added with the following rules  $S' \rightarrow S\$$ .

$$\begin{aligned} S &\rightarrow \text{Exp}\$ \\ \text{Exp} &\rightarrow \text{Exp} + \text{Exp2} \\ \text{Exp} &\rightarrow \text{Exp} - \text{Exp2} \\ \text{Exp} &\rightarrow \text{Exp2} \\ \text{Exp2} &\rightarrow \text{Exp2} * \text{Exp3} \\ \text{Exp2} &\rightarrow \text{Exp2} / \text{Exp3} \\ \text{Exp2} &\rightarrow \text{Exp3} \\ \text{Exp3} &\rightarrow \text{num} \\ \text{Exp3} &\rightarrow (\text{Exp}) \end{aligned}$$

## Non-context free languages

- Some syntactic constructs from typical programming languages cannot be specified with CFG
- Example 1: ensuring that a variable is declared before its use
  - ▶  $L_1 = \{wcw \mid w \text{ is in } (a|b)^*\}$  is not context-free
  - ▶ In C and Java, there is one token for all identifiers
- Example 2: checking that a function is called with the right number of arguments
  - ▶  $L_2 = \{a^n b^m c^n d^m \mid n \geq 1 \text{ and } m \geq 1\}$  is not context-free
  - ▶ In C, the grammar does not count the number of function arguments

$$\begin{array}{lcl} \textit{stmt} & \rightarrow & \mathbf{id} (\textit{expr\_list}) \\ \textit{expr\_list} & \rightarrow & \textit{expr\_list}, \textit{expr} \\ & & | \textit{expr} \end{array}$$

- These constructs are typically dealt with during semantic analysis



# Backus-Naur Form

- A text format for describing context-free languages
- We ask you to provide the source grammar for your project in this format
- Exemple:

```
<expression> ::= <term> | <term> "+" <expression>
<term>        ::= <factor> | <factor> "*" <term>
<factor>     ::= <constant> | <variable> | "(" <expression> ")"
<variable>   ::= "x" | "y" | "z"
<constant>  ::= <digit> | <digit> <constant>
<digit>     ::= "0" | "1" | "2" | "3" | "4" | "5" | "6" | "7" | "8" | "9"
```

- More information:  
[http://en.wikipedia.org/wiki/Backus-Naur\\_form](http://en.wikipedia.org/wiki/Backus-Naur_form)  
<http://www.montefiore.ulg.ac.be/~botta/info0085-1/>

# Outline

1. Introduction
2. Context-free grammar
3. Top-down parsing
4. Bottom-up parsing

# Syntax analysis

- Goals:
  - ▶ Checking that a program is accepted by the context-free grammar
  - ▶ Building the parse tree
  - ▶ Reporting syntax errors
- Two ways:
  - ▶ Top-down: from the start symbol to the word
  - ▶ Bottom-up: from the word to the start symbol

## Top-down and bottom-up: example

Grammar:

$$S \rightarrow AB$$

$$A \rightarrow aA|\epsilon$$

$$B \rightarrow b|bB$$

Top-down parsing of *aaab*

<i>S</i>	
<i>AB</i>	$S \rightarrow AB$
<i>aAB</i>	$A \rightarrow aA$
<i>aaAB</i>	$A \rightarrow aA$
<i>aaaAB</i>	$A \rightarrow aA$
<i>aaa\epsilon B</i>	$A \rightarrow \epsilon$
<i>aaab</i>	$B \rightarrow b$

Bottom-up parsing of *aaab*

<i>aaab</i>	
<i>aaa\epsilon b</i>	(insert $\epsilon$ )
<i>aaaAb</i>	$A \rightarrow \epsilon$
<i>aaAb</i>	$A \rightarrow aA$
<i>aAb</i>	$A \rightarrow aA$
<i>Ab</i>	$A \rightarrow aA$
<i>AB</i>	$B \rightarrow b$
<i>S</i>	$S \rightarrow AB$

# A naive top-down parser

- A very naive parsing algorithm:
  - ▶ Generate all possible parse trees until you get one that matches your input
  - ▶ To generate all parse trees:
    1. Start with the root of the parse tree (the start symbol of the grammar)
    2. Choose a non-terminal  $A$  at one leaf of the current parse tree
    3. Choose a production having that non-terminal as LHS, eg.,  
 $A \rightarrow X_1 X_2 \dots X_k$
    4. Expand the tree by making  $X_1, X_2, \dots, X_k$ , the children of  $A$ .
    5. Repeat at step 2 until all leaves are terminals
    6. Repeat the whole procedure by changing the productions chosen at step 3

( Note: the choice of the non-terminal in Step 2 is irrelevant for a context-free grammar)
- This algorithm is very inefficient, does not always terminate, etc.

# Top-down parsing with backtracking

- Modifications of the previous algorithm:
  1. Depth-first development of the parse tree (corresponding to a left-most derivation)
  2. Process the terminals in the RHS during the development of the tree, checking that they match the input
  3. If they don't at some step, stop expansion and restart at the previous terminal with another productions rules ([backtracking](#))
- Depth-first can be implemented by storing the unprocessed symbols on a stack
- Because of the left-most derivation, the inputs can be processed from left to right

## Backtracking example

	Stack	Inputs	Action
	<i>S</i>	<i>bcd</i>	Try $S \rightarrow bab$
	<i>bab</i>	<i>bcd</i>	match <i>b</i>
$S \rightarrow bab$	<i>ab</i>	<i>cd</i>	dead-end, backtrack
$S \rightarrow bA$	<i>S</i>	<i>bcd</i>	Try $S \rightarrow bA$
$A \rightarrow d$	<i>bA</i>	<i>bcd</i>	match <i>b</i>
$A \rightarrow cA$	<i>A</i>	<i>cd</i>	Try $A \rightarrow d$
	<i>d</i>	<i>cd</i>	dead-end, backtrack
	<i>A</i>	<i>cd</i>	Try $A \rightarrow cA$
	<i>cA</i>	<i>cd</i>	match <i>c</i>
$w = bcd$	<i>A</i>	<i>d</i>	Try $A \rightarrow d$
	<i>d</i>	<i>d</i>	match <i>d</i>
			Success!

## Top-down parsing with backtracking

- General algorithm (to match a word  $w$ ):

Create a stack with the start symbol

$X = \text{POP}()$

$a = \text{GETNEXTTOKEN}()$

**while** (True)

**if** ( $X$  is a nonterminal)

        Pick next rule to expand  $X \rightarrow Y_1 Y_2 \dots Y_k$

        Push  $Y_k, Y_{k-1}, \dots, Y_1$  on the stack

$X = \text{POP}()$

**elseif** ( $X == \$$  and  $a == \$$ )

        Accept the input

**elseif** ( $X == a$ )

$a = \text{GETNEXTTOKEN}()$

$X = \text{POP}()$

**else**

        Backtrack

- Ok for small grammars but still untractable and very slow for large grammars
- Worst-case exponential time in case of syntax error



## Another example

$S \rightarrow aSbT$

$S \rightarrow cT$

$S \rightarrow d$

$T \rightarrow aT$

$T \rightarrow bS$

$T \rightarrow c$

$w = accbbadbc$

Stack	Inputs	Action
$S$	$accbbadbc$	Try $S \rightarrow aSbT$
$aSbT$	$accbbadbc$	match $a$
$SbT$	$accbbadbc$	Try $S \rightarrow aSbT$
$aSbTbT$	$accbbadbc$	match $a$
$SbTbT$	$ccbbadbc$	Try $S \rightarrow cT$
$cTbTbT$	$ccbbadbc$	match $c$
$TbTbT$	$cbbadbc$	Try $T \rightarrow c$
$cbTbT$	$cbbadbc$	match $cb$
$TbT$	$badbc$	Try $T \rightarrow bS$
$bSbT$	$badbc$	match $b$
$SbT$	$adbc$	Try $S \rightarrow aSbT$
$aSbT$	$adbc$	match $a$
...	...	...
$c$	$c$	match $c$
		Success!

# Predictive parsing

- Predictive parser:
  - ▶ In the previous example, the production rule to apply can be **predicted** based solely on the next input symbol and the current nonterminal
  - ▶ Much faster than backtracking but this trick works only for some specific grammars
- Grammars for which top-down predictive parsing is possible by looking at the next symbol are called  **$LL(1)$**  grammars:
  - ▶ L: left-to-right scan of the tokens
  - ▶ L: leftmost derivation
  - ▶ (1): One token of lookahead
- Predicted rules are stored in a **parsing table  $M$** :
  - ▶  $M[X, a]$  stores the rule to apply when the nonterminal  $X$  is on the stack and the next input terminal is  $a$

## Example: parse table

$S \rightarrow E\$$

$E \rightarrow \text{int}$

$E \rightarrow (E \text{ Op } E)$

$\text{Op} \rightarrow +$

$\text{Op} \rightarrow *$

	int	(	)	+	*	\$
S	E\$	E\$				
E	int	(E Op E)				
Op				+	*	

(Keith Schwarz)

## Example: successful parsing

1.  $S \rightarrow E\$$
2.  $E \rightarrow \text{int}$
3.  $E \rightarrow (E \text{ Op } E)$
4.  $\text{Op} \rightarrow +$
5.  $\text{Op} \rightarrow -$

	int	(	)	+	*	\$
S	1	1				
E	2	3				
Op				4	5	

S	(int + (int * int))\$
E\$	(int + (int * int))\$
(E Op E)\$	(int + (int * int))\$
E Op E)\$	int + (int * int))\$
int Op E)\$	int + (int * int))\$
Op E)\$	+ (int * int))\$
+ E)\$	+ (int * int))\$
E)\$	(int * int))\$
(E Op E))\$	(int * int))\$
E Op E))\$	int * int))\$
int Op E))\$	int * int))\$
Op E))\$	* int))\$
* E))\$	* int))\$
E))\$	int))\$
int))\$	int))\$
)\$	)\$
)\$	)\$
\$	\$

(Keith Schwarz)

## Example: erroneous parsing

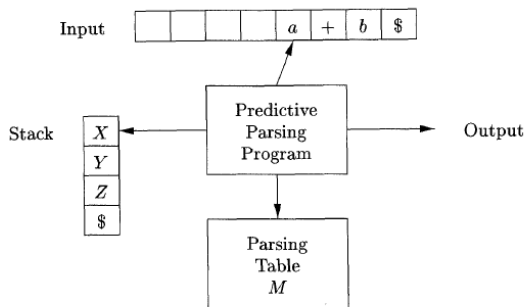
1.  $S \rightarrow E\$$
2.  $E \rightarrow \text{int}$
3.  $E \rightarrow (E \text{ Op } E)$
4.  $\text{Op} \rightarrow +$
5.  $\text{Op} \rightarrow -$

S	(int (int))\$
E\$	(int (int))\$
(E Op E)\$	(int (int))\$
E Op E)\$	int (int))\$
int Op E)\$	int (int))\$
Op E)\$	(int))\$

	int	(	)	+	*	\$
S	1	1				
E	2	3				
Op				4	5	

(Keith Schwarz)

# Table-driven predictive parser



(Dragonbook)

# Table-driven predictive parser

```
Create a stack with the start symbol
X = POP()
a = GETNEXTTOKEN()
while (True)
    if (X is a nonterminal)
        if (M[X, a] == NULL)
            Error
        elseif (M[X, a] == X → Y1Y2...Yk)
            Push Yk, Yk-1, ..., Y1 on the stack
            X = POP()
        elseif (X == $ and a == $)
            Accept the input
        elseif (X == a)
            a = GETNEXTTOKEN()
            X = POP()
        else
            Error
```

# $LL(1)$ grammars and parsing

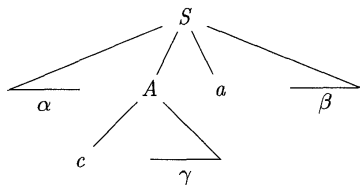
Three questions we need to address:

- How to build the table for a given grammars?
- How to know if a grammar is  $LL(1)$ ?
- How to change a grammar to make it  $LL(1)$ ?



## Building the table

- It is useful to define three functions  
(with  $A$  a nonterminal and  $\alpha$  any sequence of grammar symbols):
  - ▶  $Nullable(\alpha)$  is true if  $\alpha \xRightarrow{*} \epsilon$
  - ▶  $First(\alpha)$  returns the set of terminals  $c$  such that  $\alpha \xRightarrow{*} c\gamma$  for some (possibly empty) sequence  $\gamma$  of grammar symbols
  - ▶  $Follow(A)$  returns the set of terminals  $a$  such that  $S \Rightarrow \alpha A a \beta$ , where  $\alpha$  and  $\beta$  are (possibly empty) sequences of grammar symbols



( $c \in First(A)$  and  $a \in Follow(A)$ )

## Building the table from *First*, *Follow*, and *Nullable*

To construct the table:

- Start with the empty table
- For each production  $A \rightarrow \alpha$ :
  - ▶ add  $A \rightarrow \alpha$  to  $M[A, a]$  for each terminal  $a$  in  $First(\alpha)$
  - ▶ If  $Nullable(\alpha)$ , add  $A \rightarrow \alpha$  to  $M[A, a]$  for each  $a$  in  $Follow(A)$

First rule is obvious. Illustration of the second rule:

$$\begin{array}{lll} S \rightarrow Ab & Nullable(A) = True & \\ A \rightarrow c & First(A) = \{c\} & M[A, b] = A \rightarrow \epsilon \\ A \rightarrow \epsilon & Follow(A) = \{b\} & \end{array}$$

## LL(1) grammars

- Three situations:
  - ▶  $M[A, a]$  is empty: no production is appropriate. We can not parse the sentence and have to report a syntax error
  - ▶  $M[A, a]$  contains one entry: perfect !
  - ▶  $M[A, a]$  contains two entries: the grammar is not appropriate for predictive parsing (with one token lookahead)
- **Definition:** A grammar is  $LL(1)$  if its parsing table contains at most one entry in each cell or, equivalently, if for all production pairs  $A \rightarrow \alpha | \beta$ 
  - ▶  $First(\alpha) \cap First(\beta) = \emptyset$ ,
  - ▶  $Nullable(\alpha)$  and  $Nullable(\beta)$  are not both true,
  - ▶ if  $Nullable(\beta)$ , then  $First(\alpha) \cap Follow(A) = \emptyset$
- Example of a non  $LL(1)$  grammar:

$$S \rightarrow Ab$$

$$A \rightarrow b$$

$$A \rightarrow \epsilon$$

## Computing *Nullable*

Algorithm to compute *Nullable* for all grammar symbols

Initialize *Nullable* to *False*.

**repeat**

**for** each production  $X \rightarrow Y_1 Y_2 \dots Y_k$

**if**  $Y_1 \dots Y_k$  are all nullable (or if  $k = 0$ )

$Nullable(X) = True$

**until** *Nullable* did not change in this iteration.

Algorithm to compute *Nullable* for any string  $\alpha = X_1 X_2 \dots X_k$ :

**if** ( $X_1 \dots X_k$  are all nullable)

$Nullable(\alpha) = True$

**else**

$Nullable(\alpha) = False$

## Computing *First*

Algorithm to compute *First* for all grammar symbols

Initialize *First* to empty sets. **for** each terminal  $Z$

$$First(Z) = \{Z\}$$

**repeat**

**for** each production  $X \rightarrow Y_1 Y_2 \dots Y_k$

**for**  $i = 1$  **to**  $k$

**if**  $Y_1 \dots Y_{i-1}$  are all nullable (or  $i = 1$ )

$$First(X) = First(X) \cup First(Y_i)$$

**until** *First* did not change in this iteration.

Algorithm to compute *First* for any string  $\alpha = X_1 X_2 \dots X_k$ :

Initialize  $First(\alpha) = \emptyset$

**for**  $i = 1$  **to**  $k$

**if**  $Y_1 \dots Y_{i-1}$  are all nullable (or  $i = 1$ )

$$First(\alpha) = First(\alpha) \cup First(X_i)$$

## Computing *Follow*

To compute *Follow* for all nonterminal symbols

Initialize *Follow* to empty sets.

**repeat**

**for** each production  $X \rightarrow Y_1 Y_2 \dots Y_k$

**for**  $i = 1$  **to**  $k$ , **for**  $j = i + 1$  **to**  $k$

**if**  $Y_{i+1} \dots Y_k$  are all nullable (or  $i = k$ )

$Follow(Y_i) = Follow(Y_i) \cup Follow(X)$

**if**  $Y_{i+1} \dots Y_{j-1}$  are all nullable (or  $i + 1 = j$ )

$Follow(Y_i) = Follow(Y_i) \cup First(Y_j)$

**until** *Follow* did not change in this iteration.

## Example

Compute the parsing table for the following grammar:

$$S \rightarrow E\$$$

$$E \rightarrow TE'$$

$$E' \rightarrow +TE'$$

$$E' \rightarrow -TE'$$

$$E' \rightarrow \epsilon$$

$$T \rightarrow FT'$$

$$T' \rightarrow *FT'$$

$$T' \rightarrow /FT'$$

$$T' \rightarrow \epsilon$$

$$F \rightarrow \mathbf{id}$$

$$F \rightarrow \mathbf{num}$$

$$F \rightarrow (E)$$

## Example

Nonterminals	Nullable	First	Follow
S	False	{(, <b>id</b> , <b>num</b> }	$\emptyset$
E	False	{(, <b>id</b> , <b>num</b> }	{), \$}
E'	True	{+, -}	{), \$}
T	False	{(, <b>id</b> , <b>num</b> }	{), +, -, \$}
T'	True	{*, /}	{), +, -, \$}
F	False	{(, <b>id</b> , <b>num</b> }	{), *, /, +, -, \$}

	+	*	id	(	)	\$
S			$S \rightarrow E\$$	$S \rightarrow E\$$		
E			$E \rightarrow TE'$	$E \rightarrow TE'$		
E'	$E' \rightarrow +TE'$				$E' \rightarrow \epsilon$	$E' \rightarrow \epsilon$
T			$T \rightarrow FT'$	$T \rightarrow FT'$		
T'	$T' \rightarrow \epsilon$	$T' \rightarrow *FT'$			$T' \rightarrow \epsilon$	$T' \rightarrow \epsilon$
F			$F \rightarrow \mathbf{id}$	$F \rightarrow (E)$		

(-, /, and **num** are treated similarly)



## $LL(1)$ parsing summary so far

Construction of a  $LL(1)$  parser from a CFG grammar

- Eliminate ambiguity
- Add an extra start production  $S' \rightarrow S\$$  to the grammar
- Calculate *First* for every production and *Follow* for every nonterminal
- Calculate the parsing table
- Check that the grammar is  $LL(1)$

Next course:

- Transformations of a grammar to make it  $LL(1)$
- Recursive implementation of the predictive parser
- Bottom-up parsing techniques